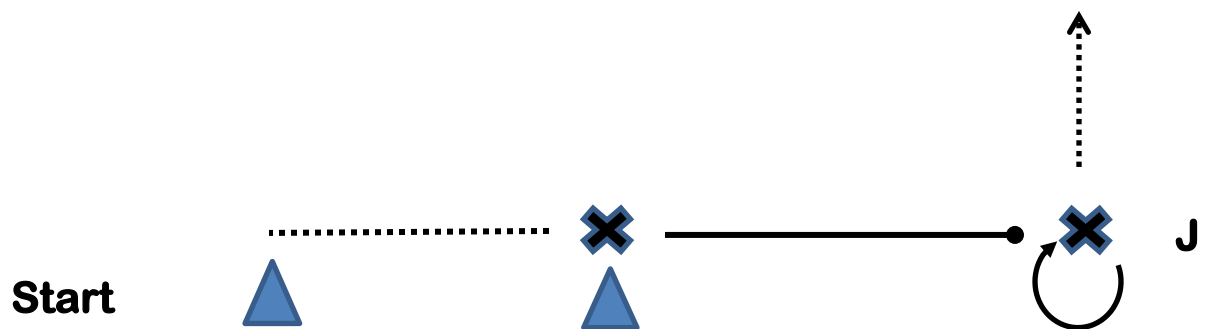


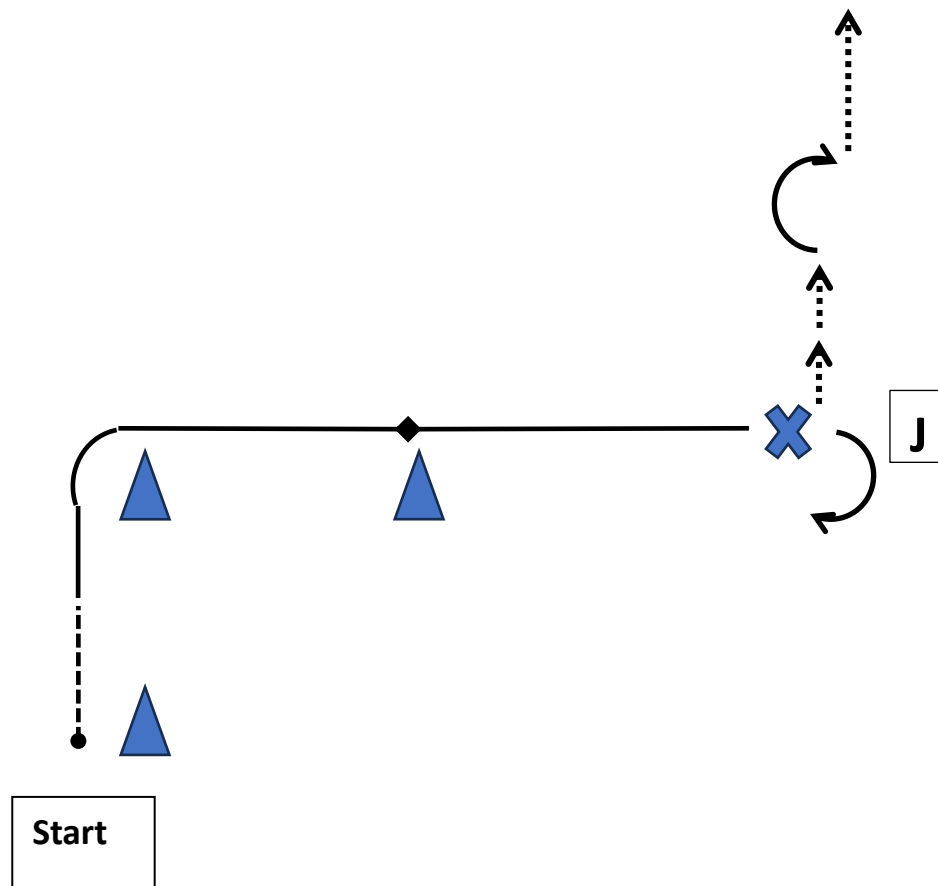
Showmanship W/J



1. Be ready at the cone. When judge indicates, walk to 2nd cone. Stop briefly (hesitate) and continue trotting to judge.
2. Stop. Set up for inspection.
3. When dismissed, perform $\frac{3}{4}$ (270 degree) turn to right.
4. walk to line up as directed.

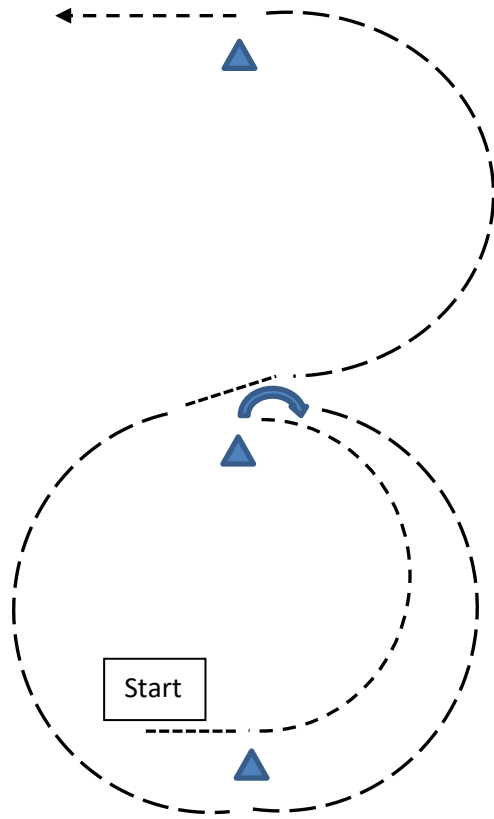
Lindsay Grice

Showmanship



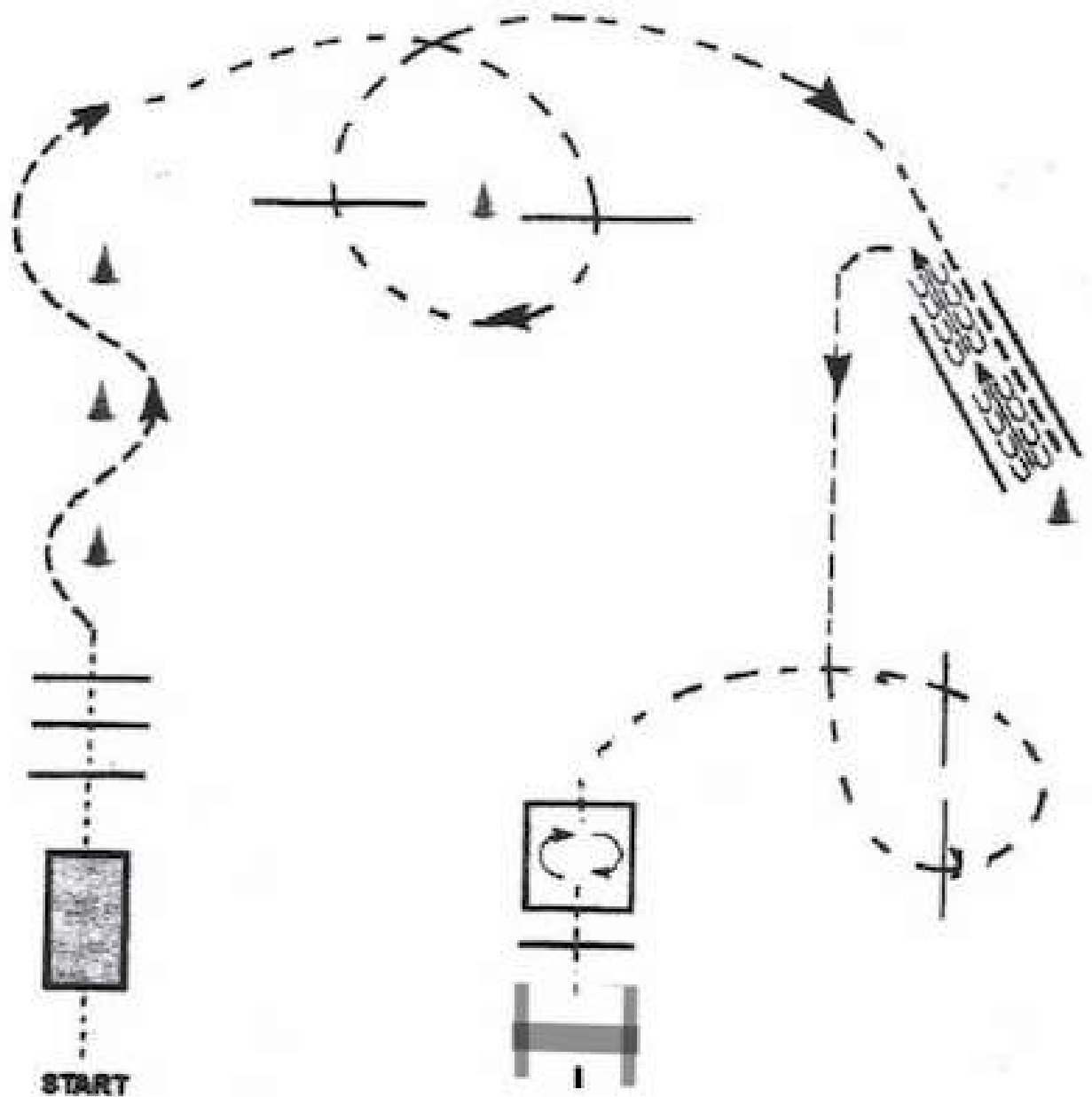
1. Be ready at the 1st cone. When judge indicates, walk 1/2 way, then trot around 2nd cone.
2. Stop briefly (hesitate) at 3rd cone and trot to judge.
3. Stop. Set up for inspection.
4. When dismissed, perform ¼ turn (90 degrees) to right. Back approx.. 5 steps.
5. 180 degree turn to right. Walk to line up as directed.

Lindsay Grice



1. Start by walking to 1st cone. Sitting trot $\frac{1}{2}$ circle
2. Stop, Turn 180 degrees on haunches to right
3. Post trot larger circle
4. walk at centre.
5. Post trot $\frac{1}{2}$ circle, walk to finish. Line up as directed.

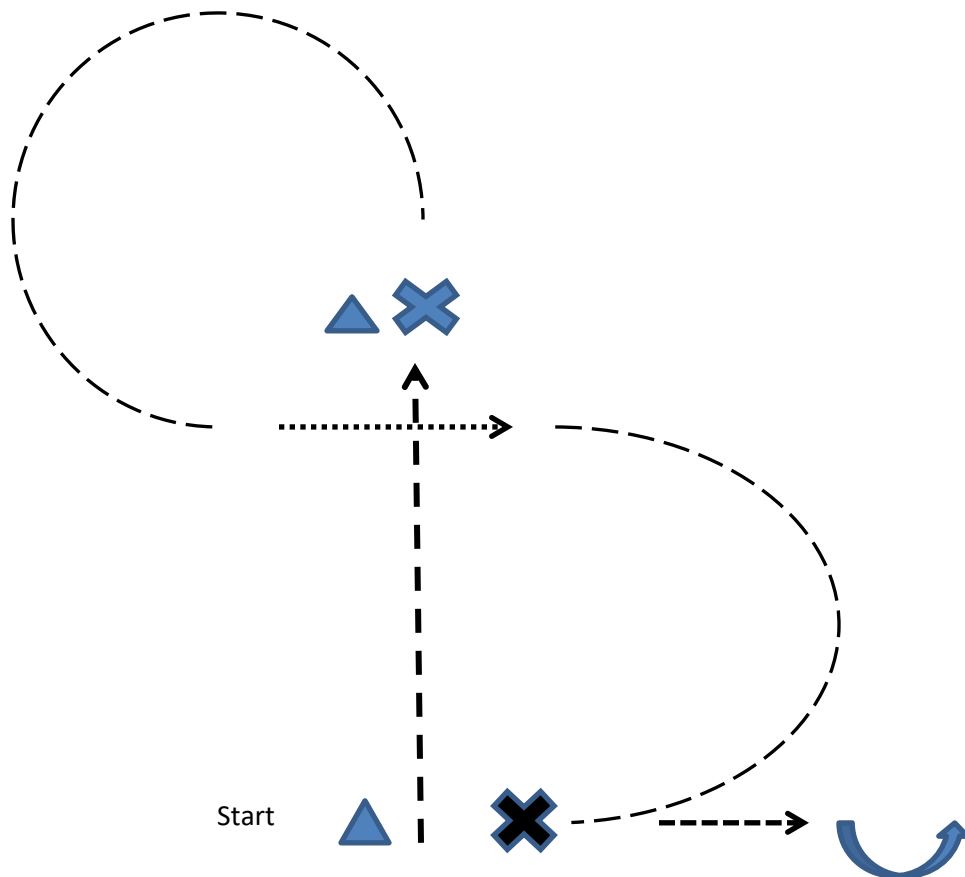
Equitation. Walk – trot.
Lindsay Grice



1. Walk over bridge and poles.
2. Jog through serpentine.
3. Jog over poles on right lead; jog into chute.
4. Back chute.
5. Jog towards poles.
6. Jog over poles and to box on left lead.
7. Walk into box, turn 360 degrees right and walk out over pole
8. Do Right handed gate . Walk to exit

Walk	-----
Jog	-----
Lope	—————
Back	←←←←← →→→→→
Marker	▲
Sideways	←→

Horsemanship

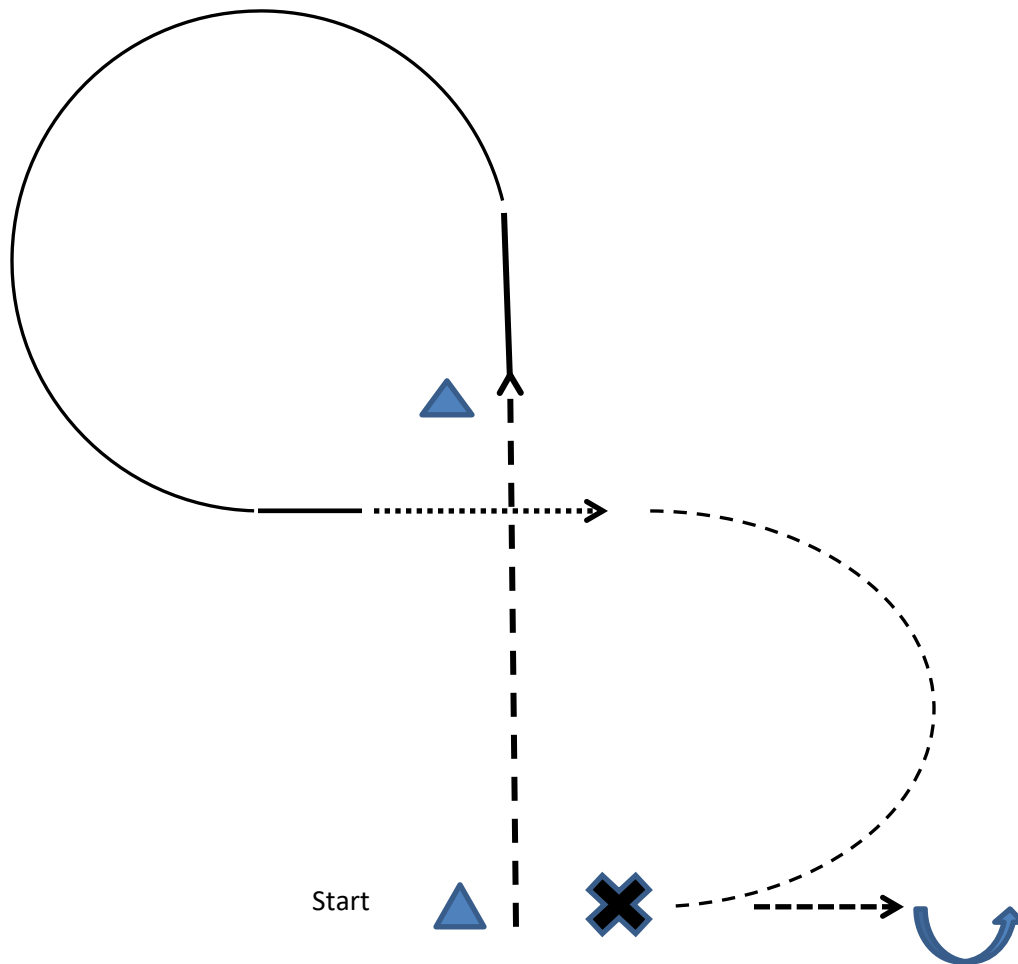


1. Be ready at the marker.
2. jog to 2nd marker. Stop
3. jog $\frac{3}{4}$ circle
4. Walk. Jog $\frac{1}{2}$ circle
5. Stop, **facing** first marker
6. Back approx.. 1 horse length.
7. 180 degree turn Left on haunches. Walk to line up.

Do your best and have fun!

Lindsay Grice

Horsemanship



1. Be ready at the cone. When judge indicates, jog to 2nd cone.
2. Left lead lope $\frac{3}{4}$ circle
3. Walk. Jog $\frac{1}{2}$ circle
4. Stop, **facing** first cone. Back approx. 5 steps.
5. 180 degree turn on haunches left. Walk to line up.

Lindsay Grice

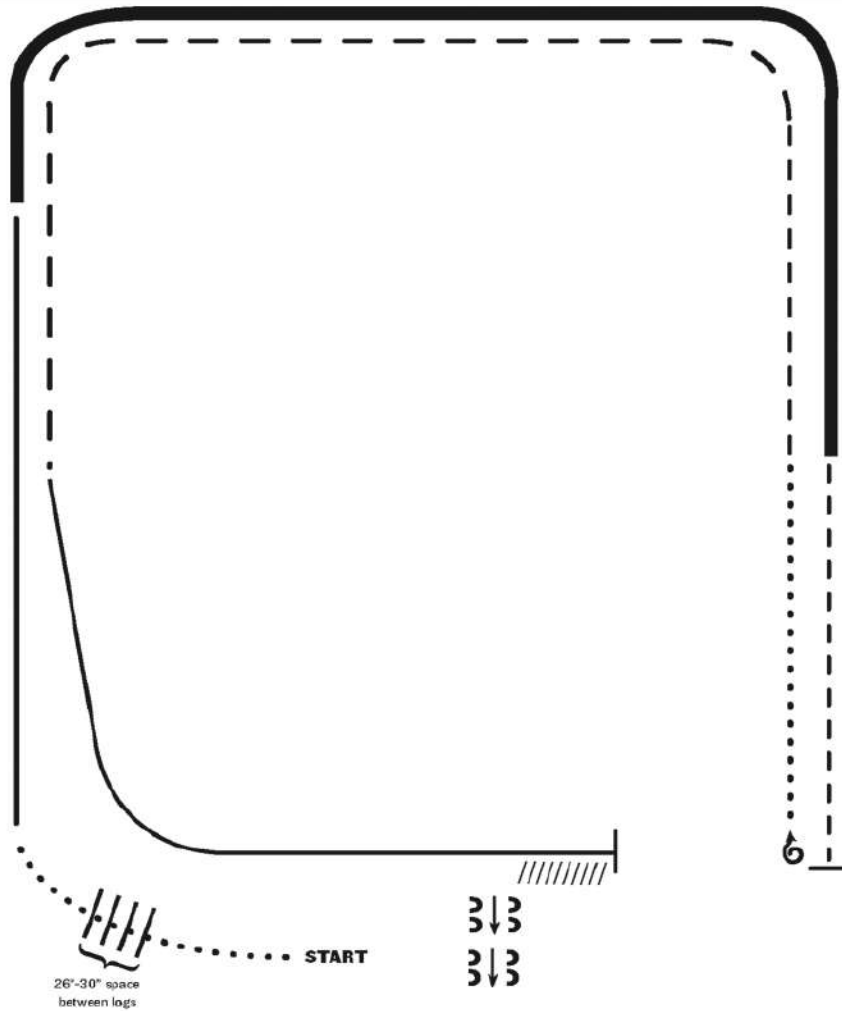
NRR Warming Up Show

All-Age Walk/Jog Ranch Riding

Show Date: 06-08-2024

www.HorseShowPatterns.com

www.HorseShowPatterns.com



1. Walk
2. Walk over logs
3. ~~Lope right lead~~ Trot
4. ~~Extended lope (right lead)~~ Extend trot around top of arena
5. Trot
6. ~~Stop, 1/2 turns right~~ Stop, 1/2 turn (180) right
7. Walk
8. Trot
9. Extended trot
10. ~~Lope left lead~~ Trot
11. Stop and Back
12. Side pass right

Note: The drawn description of this pattern is only intended for the general depiction of the pattern. Exhibitors should utilize the arena space to best exhibit their horses.

[RR/AQHA-6]

Pattern Provided by:
North River Riders

NRR ~~Warming Up Show~~

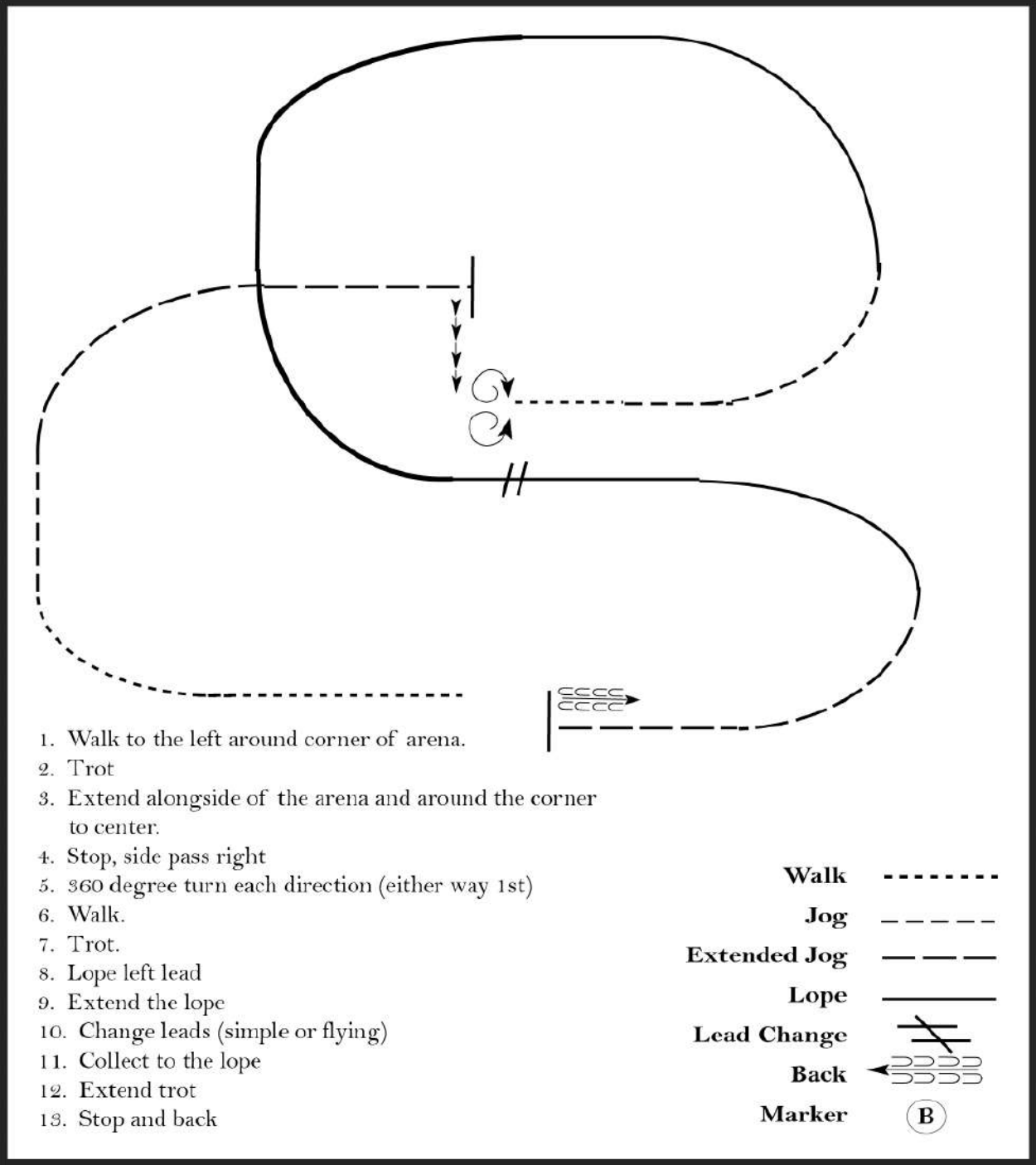
RED HOT SUMMER
SHOW

Yth/Am/Open Ranch Riding

Show Date: ~~06-08-2024~~ 07/20/2024

www.HorseShowPatterns.com

www.HorseShowPatterns.com



[RR/3]

Pattern Provided by:
North River Riders